

LABOMAT

CLEANING MACHINES




SINGLE DISC
POLISHER
WALK BEHIND
RIDE ON
SWEEPER

Laboory

LABOMAT DISC 1100P

ZEMİN BAKIM HALI YIKAMA & CİLALAMA MAKİNESİ
FLOOR CARE CARPET CLEANER & POLISHING MACHINE


MOTOR GÜCÜ / MOTOR POWER	1100 W
VOLTAJ / VOLTAGE	220-240 AC V
FREKANS / FREQUENCY	50/60 Hz
ÇALIŞMA GENİŞLİĞİ / WORKING WIDTH	430 mm
FIRÇA ÇAPI / BRUSH DIAMETER	ø 430 (17") mm
FIRÇA DEVİR HIZI / BRUSH SPEED	154 rpm
TANK KAPASİTESİ / TANK CAPACITY	13 L
TEKERLEKLER / WHEELS	2 x ø125 mm PVC
ÜRÜN AĞIRLIĞI / PRODUCT WEIGHT	48 kg
GÜÇ KABLOSU UZUNLUĞU / POWER CORD LENGTH	12 m
SES BASINÇ SEVİYESİ (EN ISO 11201) / SOUND PRESSURE LEVEL	54 dB (A)
KOLİ ÖLÇÜLERİ / BOX DIMENSIONS	
LABOMAT AKS 1100B ANA MOTOR GÖVDE / MAIN MOTOR BODY	450 x 560 x 335 mm 37.3 kg
LABOMAT AKS 1100H EL TUTMA / HANDLE	130 x 450 x 1150 mm 6.5 kg
LABOMAT AKS 1100T SU TANKI / WATER TANK	205 x 290 x 550 mm 2.7 kg
LABOMAT AKS 1100HB SERT FIRÇA / HARD BRUSH	80 x 385 x 385 mm 2.8 kg
LABOMAT AKS 1100SB YUMUŞAK FIRÇA / SOFT BRUSH	80 x 385 x 385 mm 2.8 kg
LABOMAT AKS 1100PH PED TUTUCU / PAD HOLDER	65 x 415 x 415 mm 2.3 kg
KONTEYNER / CONTAINER (20'/40'/40'HQ)	127 / 259 / 309 Adet/Pcs.



LABOMAT 35B

KOMPAKT AKÜLÜ ZEMİN TEMİZLEME MAKİNESİ
COMPACT SCRUBBER DRYER WITH BATTERIES

ÇALIŞMA GENİŞLİĞİ / WORKING WIDTH	350 mm
SİLİCİ LASTİK GENİŞLİĞİ / SQUEEGEE WIDTH	420 mm
ÇALIŞMA VERİMLİLİĞİ / WORK CAPACITY	850 m ² /saat
FIRÇA ÇAPI / BRUSH DIAMETER	ø 350 mm (13")
FIRÇA DEVİR HIZI / BRUSH SPEED	185 rpm
FIRÇA BASINCI / PRESSURE ON THE BRUSHES	15 kg
FIRÇA MOTORU / BRUSH MOTOR; RATED POWER	400 W
YÜRÜYÜŞ HIZI / MAXIMUM FORWARD SPEED	-
MAKSİMUM EĞİM / MAXIMUM GRADIENT	5%
VAKUM MOTORU / SUCTION MOTOR	380 W
EMİŞ VAKUMU / SUCTION VACUUM	65 Ltr/Sec
TEMİZ SU TANKI / SOLUTION TANK	11 l
KİRLİ SU TANKI / RECOVERY TANK	13 l
AKÜ / BATTERY	24 V /35 Ah
AKÜ ŞARJ SÜRESİ / BATTERY CHARGE DURATION	4-5 h
MAKSİMUM ÇALIŞMA SÜRESİ / MAXIMUM WORK TIME	2-3 h
SES BASINÇ SEVİYESİ (EN ISO 11201) / SOUND PRESSURE LEVEL	62 dB (A)
KOLİ ÖLÇÜLERİ (E x B x Y) / CARTON DIMENSION (W x L x H)	46 x 95 x 62 cm
KOLİ AĞIRLIK / CARTON WEIGHT	65 kg
KONTEYNER / CONTAINER (20'/40'/40'HQ)	72 / 150 / 200 Adet/Pcs.



LABOMAT 30E

ARKADAN İTMELİ AKÜLÜ / ELEKTRİKLİ ZEMİN TEMİZLEME MAKİNESİ
WALK BEHIND SCRUBBER DRYER WITH BATTERY / WITH CABLE

ÇALIŞMA GENİŞLİĞİ / WORKING WIDTH	430 mm
SİLİCİ LASTİK GENİŞLİĞİ / SQUEEGEE WIDTH	620 mm
ÇALIŞMA VERİMLİLİĞİ / WORK CAPACITY	1500 m ² /saat
FİRÇA ÇAPI / BRUSH DIAMETER	ø 380 (15") mm
FİRÇA DEVİR HIZI / BRUSH SPEED	135 rpm
FİRÇA BASINCI / PRESSURE ON THE BRUSHES	30 kg
FİRÇA MOTORU / BRUSH MOTOR	600 W
ÇALIŞMA TİPİ / TYPE OF ADVANCE	Semi-automatic
MAKSİMUM EĞİM / MAXIMUM GRADIENT	5%
VAKUM MOTORU / SUCTION MOTOR	480 W
EMİŞ VAKUMU / SUCTION VACUUM	55 Ltr/Sec
TEMİZ SU TANKI / SOLUTION TANK	28 l
KİRLİ SU TANKI / RECOVERY TANK	30 l
VOLTAJ / VOLTAGE	220-230 AC V
FREKANS / FREQUENCY	50/60 Hz
SES BASINÇ SEVİYESİ (EN ISO 11201) /SOUND PRESSURE LEVEL	61 dB (A)
KOLİ ÖLÇÜLERİ (E x B x Y) / CARTON DIMENSION (W x L x H)	100 x 57 x 84 cm
KOLİ AĞIRLIK / CARTON WEIGHT	90 kg
GÜÇ KABLOSU UZUNLUĞU / POWER CORD LENGTH	15 m
KONTEYNER / CONTAINER (20'/40'/40'HQ)	32 / 72 / 72 Adet/Pcs.



LABOMAT 30B

ARKADAN İTMELİ AKÜLÜ / ELEKTRİKLİ ZEMİN TEMİZLEME MAKİNESİ
WALK BEHIND SCRUBBER DRYER WITH BATTERY / WITH CABLE

ÇALIŞMA GENİŞLİĞİ / WORKING WIDTH	430 mm
SİLİCİ LASTİK GENİŞLİĞİ / SQUEEGEE WIDTH	620 mm
ÇALIŞMA VERİMLİLİĞİ / WORK CAPACITY	1500 m ² /saat
FİRÇA ÇAPI / BRUSH DIAMETER	ø 380 (15") mm
FİRÇA DEVİR HIZI / BRUSH SPEED	180 rpm
FİRÇA BASINCI / PRESSURE ON THE BRUSHES	30 kg
FİRÇA MOTORU / BRUSH MOTOR	550 W
ÇALIŞMA TİPİ / TYPE OF ADVANCE	Semi-automatic
MAKSİMUM EĞİM / MAXIMUM GRADIENT	5%
VAKUM MOTORU / SUCTION MOTOR	380 W
EMİŞ VAKUMU / SUCTION VACUUM	55 Ltr/Sec
TEMİZ SU TANKI / SOLUTION TANK	28 l
KİRLİ SU TANKI / RECOVERY TANK	30 l
AKÜ / BATTERY	24 V / 100 Ah
AKÜ ŞARJ SÜRESİ / BATTERY CHARGE DURATION	6 h
MAKSİMUM ÇALIŞMA SÜRESİ / MAXIMUM WORK TIME	4~5 h
SES BASINÇ SEVİYESİ (EN ISO 11201) /SOUND PRESSURE LEVEL	61 dB (A)
KOLİ ÖLÇÜLERİ (E x B x Y) / CARTON DIMENSION (W x L x H)	100 x 57 x 84 cm
KOLİ AĞIRLIK / CARTON WEIGHT	103 kg
KONTEYNER / CONTAINER (20'/40'/40'HQ)	32 / 72 / 72 Adet/Pcs.



LABOMAT 55B

ARKADAN İTMELİ AKÜLÜ ZEMİN TEMİZLEME MAKİNESİ
WALK BEHIND SCRUBBER DRYER WITH BATTERY


ÇALIŞMA GENİŞLİĞİ / WORKING WIDTH	530 mm
SİLİCİ LASTİK GENİŞLİĞİ / SQUEEGEE WIDTH	770 mm
ÇALIŞMA VERİMLİLİĞİ / WORK CAPACITY	2200 m ² /saat
FIRÇA ÇAPI / BRUSH DIAMETER	ø 508 (20") mm
FIRÇA DEVİR HIZI / BRUSH SPEED	180 rpm
FIRÇA BASINCI / PRESSURE ON THE BRUSHES	30~40 kg Ayarlanabilir/Adjustable
FIRÇA MOTORU / BRUSH MOTOR	550 W
MAKSİMUM EĞİM / MAXIMUM GRADIENT	5%
VAKUM MOTORU / SUCTION MOTOR	380 W
EMİŞ VAKUMU / SUCTION VACUUM	65 Ltr/Sec
TEMİZ SU TANKI / SOLUTION TANK	45 l
KİRLİ SU TANKI / RECOVERY TANK	56 l
AKÜ / BATTERY	24 V / 100 Ah
AKÜ ŞARJ SÜRESİ / BATTERY CHARGE DURATION	6 h
MAKSİMUM ÇALIŞMA SÜRESİ / MAXIMUM WORK TIME	4~5 h
SES BASINÇ SEVİYESİ (EN ISO 11201) / SOUND PRESSURE LEVEL	61 dB (A)
KOLİ ÖLÇÜLERİ (E x B x Y) / CARTON DIMENSION (W x L x H)	127 x 67 x 109 cm
KOLİ AĞIRLIK / CARTON WEIGHT	154 kg
KONTEYNER / CONTAINER (20'/40'/40'HQ)	13 / 27 / 54 Adet/Pcs.



LABOMAT 75B

BİNİCİLİ AKÜLÜ ZEMİN TEMİZLEME MAKİNESİ
RIDE-ON SCRUBBER DRYER WITH BATTERY

ÇALIŞMA GENİŞLİĞİ / WORKING WIDTH	530 mm
SİLİCİ LASTİK GENİŞLİĞİ / SQUEEGEE WIDTH	770 mm
ÇALIŞMA VERİMLİLİĞİ / WORK CAPACITY	2700 m ² /saat
FIRÇA ÇAPI / BRUSH DIAMETER	ø 508 (20") mm
FIRÇA DEVİR HIZI / BRUSH SPEED	180 rpm
FIRÇA BASINCI / PRESSURE ON THE BRUSHES	30 kg
FIRÇA MOTORU / BRUSH MOTOR	550 W
YÜRÜYÜŞ HIZI / MAXIMUM FORWARD SPEED	6 km/h
MAKSİMUM EĞİM / MAXIMUM GRADIENT	15%
VAKUM MOTORU / SUCTION MOTOR	380 W
EMİŞ VAKUMU / SUCTION VACUUM	65 Ltr/Sec
TEMİZ SU TANKI / SOLUTION TANK	65 l
KİRLİ SU TANKI / RECOVERY TANK	75 l
AKÜ / BATTERY	24 V / 100 Ah
AKÜ ŞARJ SÜRESİ / BATTERY CHARGE DURATION	6 h
MAKSİMUM ÇALIŞMA SÜRESİ / MAXIMUM WORK TIME	4~5 h
SES BASINÇ SEVİYESİ (EN ISO 11201) / SOUND PRESSURE LEVEL	61 dB (A)
KOLİ ÖLÇÜLERİ (E x B x Y) / CARTON DIMENSION (W x L x H)	198 x 62 x 103 cm
KOLİ AĞIRLIK / CARTON WEIGHT	220 kg
KONTEYNER / CONTAINER (20'/40'/40'HQ)	13 / 27 / 54 Adet/Pcs.



LABOMAT 140B

BİNİCİLİ AKÜLÜ ZEMİN TEMİZLEME MAKİNESİ
RIDE-ON SCRUBBER DRYER WITH BATTERY


ÇALIŞMA GENİŞLİĞİ / WORKING WIDTH	860 mm
SİLİCİ LASTİK GENİŞLİĞİ / SQUEEGEE WIDTH	1080 mm
ÇALIŞMA VERİMLİLİĞİ / WORK CAPACITY	5500 m ² /saat
FİRÇA ÇAPI / BRUSH DIAMETER	ø 381 mm (15") x 2
FİRÇA DEVİR HIZI / BRUSH SPEED	180 rpm
FİRÇA BASINCI / PRESSURE ON THE BRUSHES	50 kg
FİRÇA MOTORU / BRUSH MOTOR; RATED POWER	550 x 2 W
YÜRÜYÜŞ HIZI / MAXIMUM FORWARD SPEED	7 km/h
MAKSİMUM EĞİM / MAXIMUM GRADIENT	15%
VAKUM MOTORU / SUCTION MOTOR	550 W
EMİŞ VAKUMU / SUCTION VACUUM	90 Ltr/Sec
TEMİZ SU TANKI / SOLUTION TANK	130 l
KİRLİ SU TANKI / RECOVERY TANK	140 l
AKÜ / BATTERY	24 V / 200 Ah
AKÜ ŞARJ SÜRESİ / BATTERY CHARGE DURATION	8 h
MAKSİMUM ÇALIŞMA SÜRESİ / MAXIMUM WORK TIME	4~5 h
SES BASINÇ SEVİYESİ (EN ISO 11201) / SOUND PRESSURE LEVEL	61 dB (A)
KOLİ ÖLÇÜLERİ (E x B x Y) / CARTON DIMENSION (W x L x H)	165 x 108 x 130 mm
KOLİ AĞIRLIK / CARTON WEIGHT	323 kg
KONTEYNER / CONTAINER (20'/40'/40'HQ)	6 / 13 / 13 Adet/Pcs.



LABOMAT 195B

BİNİCİLİ AKÜLÜ ZEMİN TEMİZLEME MAKİNESİ
RIDE-ON SCRUBBER DRYERS WITH BATTERIES

ÇALIŞMA GENİŞLİĞİ / WORKING WIDTH	900 mm
SİLİCİ LASTİK GENİŞLİĞİ / SQUEEGEE WIDTH	1100 mm
ÇALIŞMA VERİMLİLİĞİ / WORK CAPACITY	6200 m ² /saat
FİRÇA ÇAPI / BRUSH DIAMETER	ø 430 mm (17") x 2
FİRÇA DEVİR HIZI / BRUSH SPEED	180 rpm
FİRÇA BASINCI / PRESSURE ON THE BRUSHES	40 kg
FİRÇA MOTORU / BRUSH MOTOR; RATED POWER	650 W x 2
YÜRÜYÜŞ HIZI / MAXIMUM FORWARD SPEED	6 km/h
MAKSİMUM EĞİM / MAXIMUM GRADIENT	15%
VAKUM MOTORU / SUCTION MOTOR	550 W
EMİŞ VAKUMU / SUCTION VACUUM	90 Ltr/Sec
TEMİZ SU TANKI / SOLUTION TANK	180 l
KİRLİ SU TANKI / RECOVERY TANK	195 l
AKÜ / BATTERY	36 V / 200 Ah
AKÜ ŞARJ SÜRESİ / BATTERY CHARGE DURATION	8 h
MAKSİMUM ÇALIŞMA SÜRESİ / MAXIMUM WORK TIME	4~5 h
SES BASINÇ SEVİYESİ (EN ISO 11201) / SOUND PRESSURE LEVEL	61 dB (A)
KOLİ ÖLÇÜLERİ (E x B x Y) / CARTON DIMENSION (W x L x H)	102 x 170 x 160 cm
KOLİ AĞIRLIK / CARTON WEIGHT	600 kg
KONTEYNER / CONTAINER (20'/40'/40'HQ)	6 / 13 / 13 Adet/Pcs.



LABOMAT 345B

BİNİCİLİ AKÜLÜ KOMBİNE ZEMİN TEMİZLEME MAKİNESİ
COMBINED RIDE-ON SCRUBBER WITH BATTERIES


ÇALIŞMA GENİŞLİĞİ / WORKING WIDTH	1015 mm
SİLİCİ LASTİK GENİŞLİĞİ / SQUEEGEE WIDTH	1020 mm
ÇALIŞMA VERİMLİLİĞİ / WORK CAPACITY	8600 m ² /saat
FİRÇA ÇAPI / BRUSH DIAMETER	ø 510 mm (20") x 2
FİRÇA DEVİR HIZI / BRUSH SPEED	215 rpm
FİRÇA BASINCI / PRESSURE ON THE BRUSHES	45 kg
FİRÇA MOTORU / BRUSH MOTOR; RATED POWER	750 x 2 W
YÜRÜYÜŞ HIZI / MAXIMUM FORWARD SPEED	6.5 km/h
MAKSİMUM EĞİM / MAXIMUM GRADIENT	10%
VAKUM MOTORU / SUCTION MOTOR	650*2 W
EMİŞ VAKUMU / SUCTION VACUUM	-
TEMİZ SU TANKI / SOLUTION TANK	285 l
KİRLİ SU / RECOVERY TANK	346 l
AKÜ / BATTERY	36 V / 460 Ah
AKÜ ŞARJ SÜRESİ / BATTERY CHARGE DURATION	7-8 h
MAKSİMUM ÇALIŞMA SÜRESİ / MAXIMUM WORK TIME	7-8 h
SES BASINÇ SEVİYESİ (EN ISO 11201) / SOUND PRESSURE LEVEL	62 dB (A)
KOLİ ÖLÇÜLERİ (E x B x Y) / CARTON DIMENSION (W x L x H)	124 x 210 x 170 cm
KOLİ AĞIRLIK / CARTON WEIGHT	1525 kg
KONTEYNER / CONTAINER (20'/40'/40'HQ)	4 / 9 / 9 Adet/Pcs.



LABOMAT SWP 950M

ARKADAN İTMELİ VAKUMLU MANUEL SÜPÜRÜCÜ
WALK BEHIND MANUAL SWEEPER WITH VACUUM


SÜRÜŞ TİPİ / DRIVE	MANUEL
SÜPÜRME GENİŞLİĞİ / SWEEPING WIDTH	950 mm
ÇALIŞMA GENİŞLİĞİ (ANA FİRÇA) / WORKING WIDTH (MAIN BRUSH)	614 mm
ÇALIŞMA GENİŞLİĞİ (YAN FİRÇA) / WORKING WIDTH (SIDE BRUSH)	330 mm x 2
ÇALIŞMA VERİMLİLİĞİ / WORK CAPACITY	3800 m ² /saat
ÇÖP HAZNE KAPASİTESİ / DEBRIS HOPPER CAPACITY	45 L
KOLİ ÖLÇÜLERİ (E x B x Y) / CARTON DIMENSION (W x L x H)	880x800x390 mm
KOLİ AĞIRLIK / CARTON WEIGHT	29 Kg
KONTEYNER / CONTAINER (20'/40'/40'HQ)	84 / 172 / 216 Adet/Pcs.



LABOMAT SWP 130B

BİNİCİLİ AKÜLÜ ZEMİN SÜPÜRÜCÜSÜ
RIDE-ON SWEEPER WITH BATTERY

ÇALIŞMA GENİŞLİĞİ (ANA FIRÇA) / WORKING WIDTH (MAIN BRUSH)	800 mm
ÇALIŞMA GENİŞLİĞİ (YAN FIRÇA) / WORKING WIDTH (SIDE BRUSH)	400 mm x 2
ÇALIŞMA VERİMLİLİĞİ / WORK CAPACITY	10000 m ² /saat
MAKSİMUM EĞİM / MAXIMUM GRADIENT	15%
ÇÖP HAZNE KAPASİTESİ / DEBRIS HOPPER CAPACITY	130 L
FİLTRELEME YÜZEYİ / FILTRATION SURFACE	4.2 m ²
ANA FIRÇA MOTORU / MAIN BRUSH MOTOR	800 W
YAN FIRÇA MOTORU / SIDE BRUSH MOTOR	90 W x 2
YÜRÜYÜŞ MOTORU / FORWARD MOTOR	1200 W
AKÜ / BATTERY	48 V / 120 Ah
AKÜ ŞARJ SÜRESİ / BATTERY CHARGE DURATION	7 h
MAKSİMUM ÇALIŞMA SÜRESİ / MAXIMUM WORK TIME	5 h
KOLİ ÖLÇÜLERİ (E x B x Y) / CARTON DIMENSIONS (W x L x H)	140 x 98 x 160 cm
KOLİ AĞIRLIK / CARTON WEIGHT	480 kg
KONTEYNER / CONTAINER (20'/40'/40'HQ)	6 / 13 / 13 Adet/Pcs.



LABOMAT SWP 180B

BİNİCİLİ AKÜLÜ ZEMİN SÜPÜRÜCÜSÜ
RIDE-ON SWEEPER WITH BATTERY

ÇALIŞMA GENİŞLİĞİ (ANA FIRÇA) / WORKING WIDTH (MAIN BRUSH)	1000 mm
ÇALIŞMA GENİŞLİĞİ (YAN FIRÇA) / WORKING WIDTH (SIDE BRUSH)	600 mm x 2
ÇALIŞMA VERİMLİLİĞİ / WORK CAPACITY	13000 m ² /saat
MAKSİMUM EĞİM / MAXIMUM GRADIENT	15%
ÇÖP HAZNE KAPASİTESİ / DEBRIS HOPPER CAPACITY	180 L
FİLTRELEME YÜZEYİ / FILTRATION SURFACE	7 m ²
ANA FIRÇA MOTORU / MAIN BRUSH MOTOR	1000 W
YAN FIRÇA MOTORU / FORWARD MOTOR	90 W x 2
YÜRÜYÜŞ MOTORU / FORWARD MOTOR	1500 W
AKÜ / BATTERY	36 V / 200 Ah
AKÜ ŞARJ SÜRESİ / BATTERY CHARGE DURATION	8 h
MAKSİMUM ÇALIŞMA SÜRESİ / MAXIMUM WORK TIME	5 h
KOLİ ÖLÇÜLERİ (E x B x Y) / CARTON DIMENSION (W x L x H)	120 x 200 x 160 cm
KOLİ AĞIRLIK / CARTON WEIGHT	784 kg
KONTEYNER / CONTAINER (20'/40'/40'HQ)	4 / 9 / 9 Adet/Pcs.



Yetkili Bayi / Authorized Dealer

